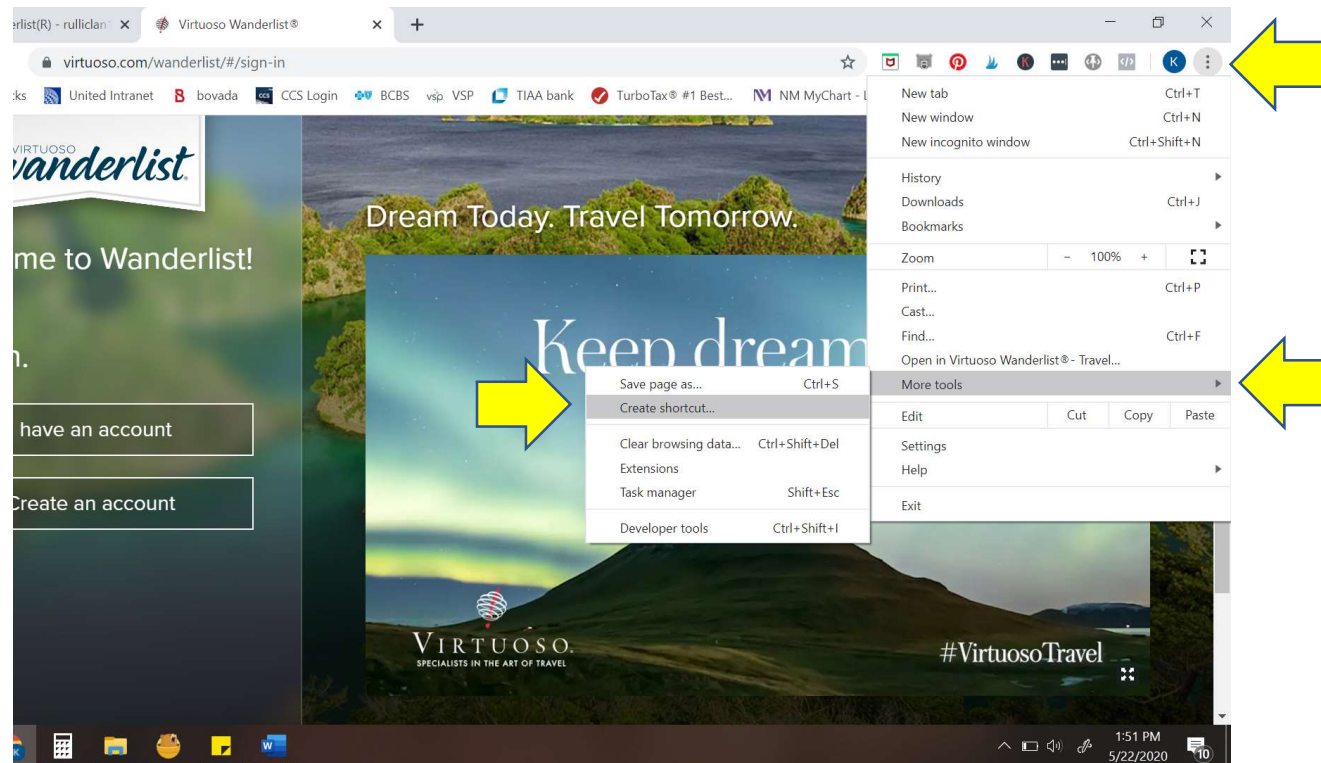


How to Save the Wanderlist Web App on Your Devices




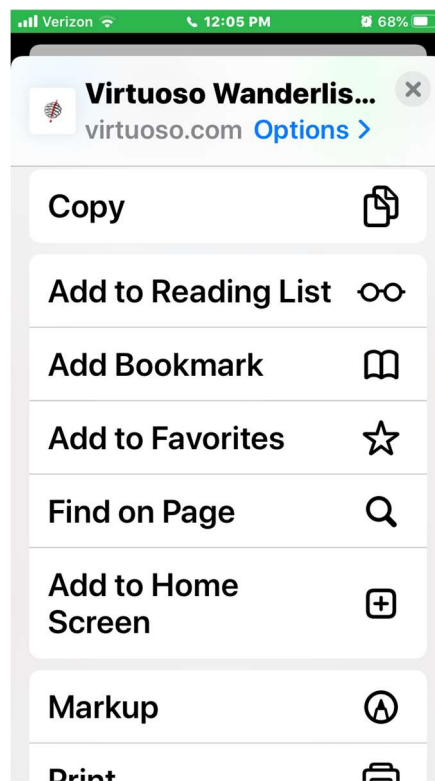
HOW TO SAVE ON YOUR LAPTOP/COMPUTER HOME SCREEN:

1. Go to virtuoso.com/wanderlist
2. Click on the three dots in upper right-hand corner
3. Select “More tools”
4. Select “Create shortcut” then “Create”
5. The Virtuoso Wanderlist should now appear as an icon on your home screen




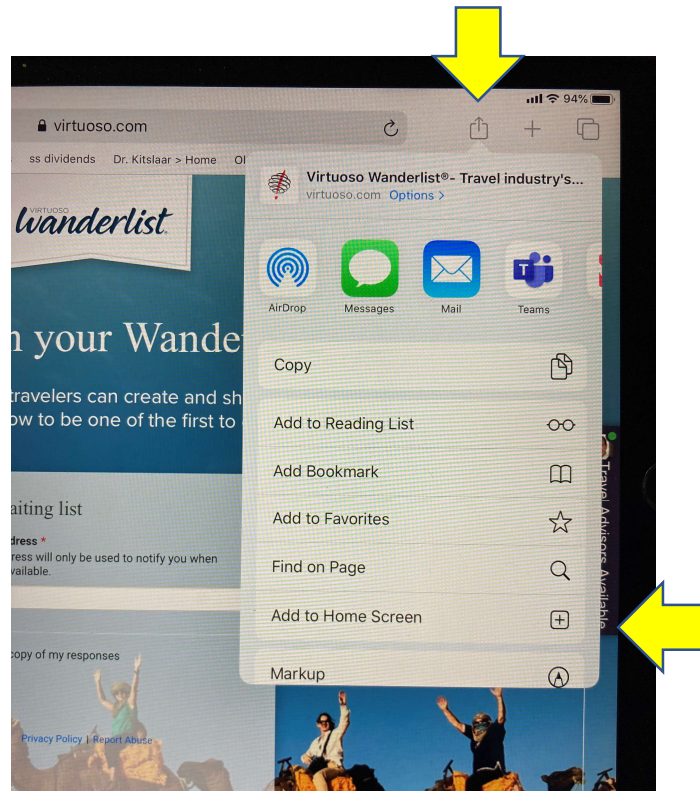
HOW TO SAVE ON YOUR iPhone

1. Go to virtuoso.com/wanderlist on your phone browser
2. Click on the “box with arrow” icon on the middle of the bottom toolbar 
3. Scroll down to “Add to Home Screen”
4. Virtuoso Wanderlist should now appear as an icon on your iPhone home screen



HOW TO SAVE ON YOUR iPad

1. Go to virtuoso.com/wanderlist on your iPad browser
2. Click on the “box with arrow” icon in the upper right-hand corner 
3. Select “Add to Home Screen”
4. Virtuoso Wanderlist should now appear as an icon on your iPad home screen



HOW TO SAVE ON YOUR Android/Google Phone

1. Go to virtuoso.com/wanderlist on your phone browser
2. Click on the 3 dots in the upper right-hand corner
3. Select "Add to Home Screen"
4. Virtuoso Wanderlist should now appear as an icon on your phone home screen

